


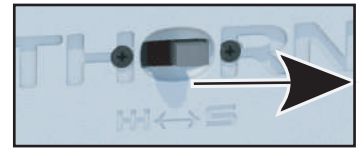
HOW TO CHANGE BETWEEN H-SQ MODES / CÓMO CAMBIAR ENTRE MODOS H-SEC

FULLY PUSH / EMPUJAR A FONDO

ROTATE 90° (VERY IMPORTANT!)
ROTAR 90° (¡MUY IMPORTANTE!)

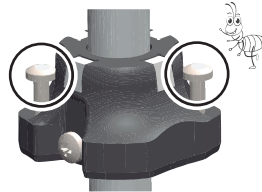
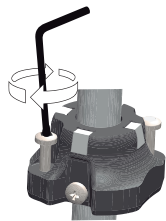


3




HOW TO ADJUST THE SHIFTER FEELING & RESISTANCE / CÓMO AJUSTAR LA DUREZA Y TACTO DEL CAMBIO


1st ADJUST BOTH H-SQ MODES / 1º AJUSTAR AMBOS MODOS H Y SEC



SOFT / SUAVE



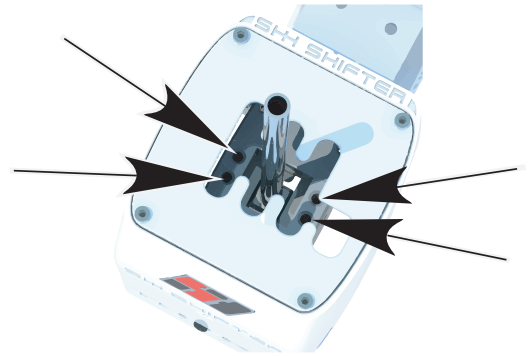
HARD / DURO



2nd ADJUST H MODE ONLY / 2º AJUSTAR MODO H SOLO




TIGHTEN OR LOOSE THE 4 SCREWS IN THE IMAGE EQUALLY
APRETAR O SOLTAR LOS 4 TORNILLOS DE LA IMAGEN POR IGUAL

DO NOT TURN THE 4 BOLTS MORE THAN 1 TURN!
¡NO GIRAR LOS 4 TORNILLOS MÁS DE 1 VUELTA!




DIFFERENT MOUNT HEIGHTS AND POSITIONS / DIFERENTES ALTURAS Y POSICIONES DE LOS SOPORTES

TABLE / MESA



MAXIMUM OPENING 55mm / 2.2in (LOSS OF WARRANTY IF THIS CONDITION IS NOT MET)
APERTURA MÁXIMA 55mm (PÉRDIDA DE GARANTÍA SI NO SE CUMPLE ESTE ASPECTO)

STANDARD
COCKPITS
&
L plate
MOUNTS




SOPORTES
STANDARD
COCKPITS
Y
Chapa L

USE THE INCLUDED M4 x 8mm 8 SCREWS (NEVER LONGER!)
USAR LOS 8 TORNILLOS M4 x 8mm INCLUIDOS (¡NUNCA MÁS LARGOS!)

VERY IMPORTANT NOTE!

THE THREADED BOTTOM HOLES
CANNOT BE USED WITHOUT
THE "BOTTOM MOUNT"
(LOSS OF WARRANTY IF THIS
CONDITION IS NOT MET)

¡NOTA MUY IMPORTANTE!
LOS AGUJEROS INFERIORES ROSCADOS
NO PUEDEN SER USADOS
SIN EL "SOPORTE INFERIOR"
(PÉRDIDA DE GARANTÍA SI NO SE
CUMPLE ESTE ASPECTO)


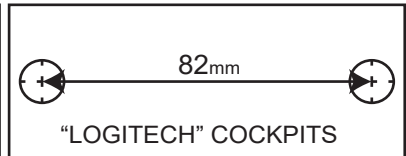
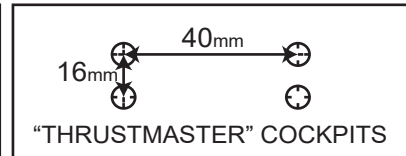

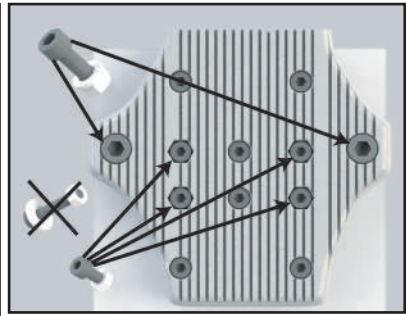
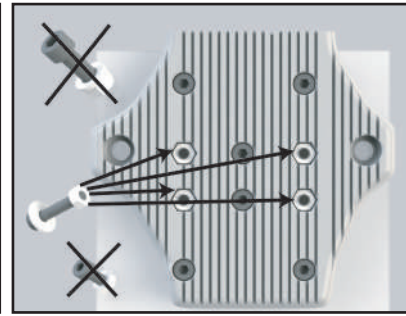
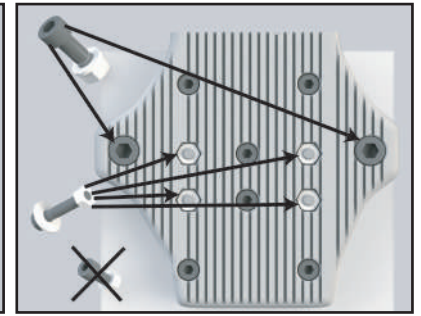
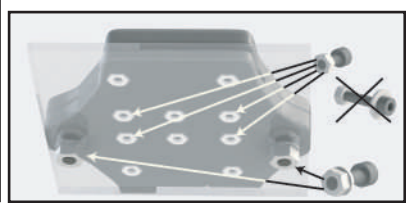
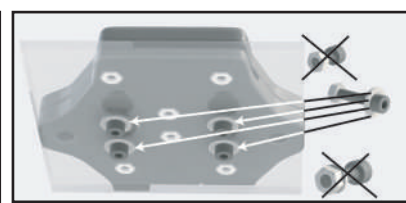
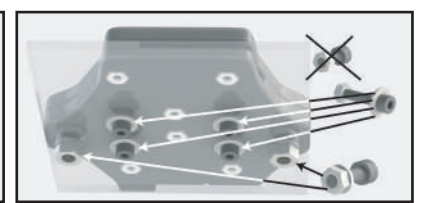


MORE INFORMATION
AND HELP ON THE
OTHER PAGE
MÁS INFORMACIÓN
Y AYUDA EN LA
OTRA PÁGINA



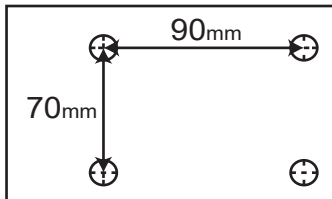
MORE HELP ON OUR YOUTUBE CHANNEL / MÁS AYUDA EN NUESTRO CANAL DE YOUTUBE

SOPORTE COCKPITS STANDARD / STANDARD COCKPITS MOUNT


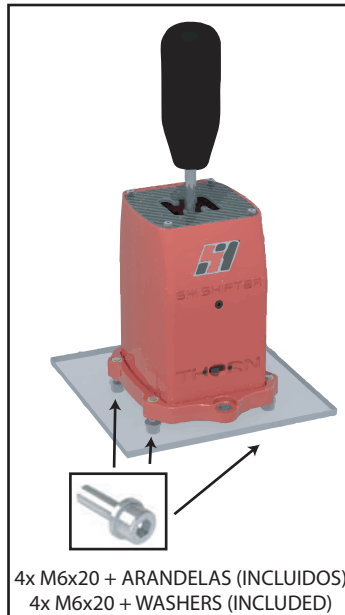
<p>EJEMPLO DE MONTAJE ASSEMBLY EXAMPLE</p> 	<p>82mm</p>  <p>"LOGITECH" COCKPITS</p>	<p>40mm</p> <p>16mm</p>  <p>"THRUSTMASTER" COCKPITS</p>	 <p>MULTI-SHIFTER COCKPITS</p>
			
			

SOPORTE INFERIOR / BOTTOM MOUNT

"FANATEC" COCKPITS



COCKPITS TUBO PERFILADO
PROFIED TUBE COCKPITS

4x M6x20 + ARANDELAS (INCLUIDOS)
4x M6x20 + WASHERS (INCLUDED)



2x M8 (NO INCLUIDOS) + ARANDELAS (INCLUIDAS)
2x M8 (NOT INCLUDED) + WASHERS (INCLUDED)

**MONTAR SIEMPRE LAS ARANDELAS
USE THE WASHERS ALWAYS**

VERY IMPORTANT NOTE! **¡NOTA MUY IMPORTANTE!**
THE THREADED BOTTOM HOLES
CANNOT BE USED WITHOUT
THE "BOTTOM MOUNT"
(LOSS OF WARRANTY IF THIS
CONDITION IS NOT MET)

LOS AGUJEROS INFERIORES ROSCADOS
NO PUEDEN SER USADOS
SIN EL "SOPORTE INFERIOR"
(PÉRDIDA DE GARANTÍA SI NO SE
CUMPLE ESTE ASPECTO)

SOPORTE LATERAL / SIDE MOUNT



MONTAJE INVERTIDO
INVERTED MOUNT

2x M8 (NO INCLUIDOS) + ARANDELAS (INCLUIDAS)
2x M8 (NOT INCLUDED) + WASHERS (INCLUDED)

**MONTAR SIEMPRE LAS ARANDELAS
USE THE WASHERS ALWAYS**